

## Tafel 34

B312 *Shargacucullia (Shargacucullia) celsiphaga* BOURSIN, 1940

B312: LL-Stadium, leg. an *Scrophularia ?canina*, fot. BECK, A iv.1987: Marokko – vic Rabat (Straße nach Meknes).

B312': VVL-Stadium, leg. an *Scrophularia ?canina*, fot. BECK, A iv.1987: Marokko – vic Rabat (Straße nach Meknes).

B313 *Shargacucullia (Prenanthcucullia) prenanthis* BOISDUVAL, 1840

B313: leg., fot. DEUTSCH, vii.1989: A – O-Tirol – Lavant.

B313y *Callopietria juvenina* (STOLL, 1782)

B313y: leg., ex ovo KÖHLER, fot. BODI, ?1977 (NO-Spanien).

B313y': leg., ex ovo, fot. BODI, 1984: E – Kat – Gerona – Vidreras – Puig Ventós.

B313z *Methorasa latreillei* (DUPONCHEL, 1827)

B313z: LL-Larve, leg., ex ovo LOSER, fot. BECK, ?1978: I – S-Tirol – Vinschgau – Schnalstal.

B313z': L3-Larve, leg., ex ovo, fot. BECK, ix.1996: I – Lago Maggiore – Oggebio.

B313z'': L5-Larve, leg., ex ovo, fot. BECK, ix.1996: I – Lago Maggiore – Oggebio.

B314 *Elaphria venustula* (HÜBNER, 1790)

B314: leg. BECK & BROSZKUS, ex ovo BECK, fot. BODI, vii.–viii.1978: D – Rh-Pf – Nahegau – Schloß Böckelheim.

B315 *Pseudeustrotia candidula* ([DENIS & SCHIFFERMÜLLER], 1775)

B315: grünl Form, leg., ex ovo BLÄSIUS, fot. BODI, ca. 1978: D – Ba-Wü – Mannheim-Brühl.

B315': rötl Form, leg., ex ovo BLÄSIUS, fot. BODI, ca. 1978: D – Ba-Wü – Mannheim-Brühl.

B318 *Lithophane semibrunnea* (HAWORTH, 1809)

B318: leg. BOBITS, ex ovo, fot. BECK, 1993: A – NA – Wolkersdorf (vic Wien).

B318': leg. BOBITS, ex ovo, fot. BECK, 1993: A – NA – Wolkersdorf (vic Wien).

B319 *Lithophane wiltshirei* BOURSIN, 1962

B319: leg., fot. BODI, E v./A vi.1984: E – Kat – Darnius (vic Figueras), an Esche (*Fraxinus*).

B319': leg., fot. BODI & RIETZ, fot. BECK, E v./A vi.1984: E – Kat – Darnius (vic Figueras), an Esche (*Fraxinus*).

B320 *Lithophane socia* (HUFNAGEL, 1766)

B320: leg., fot. DEUTSCH, det. BECK, A vi.1987: A – O-Tirol – Lengberg, 800 m.

B320': VL-Raupe, leg. RIETZ, ex ovo, fot. BECK, 1982: CH – Ti – Novaggio.

[B320x] *Lithophane ledereri* (STAUDINGER, 1892)

B320x: L3-Larve, Do-Ansicht, leg., ex ovo, fot. ORTNER: YU – Vardar-Tal.



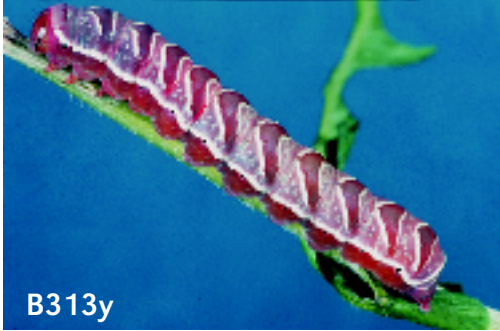
B312



B312'



B313



B313y



B313y'



B313z



B313z'



B313z''



B314



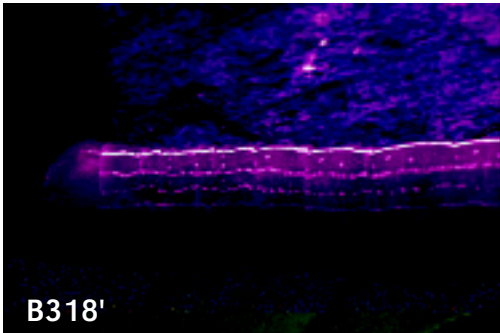
B315



B315'




B318



B318'



B319




B319'



B320



B320'



B320x